


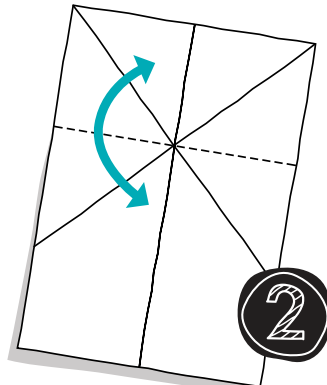
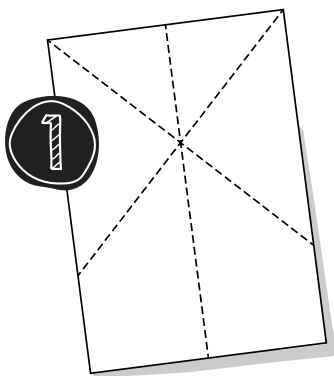
PAPER PLANES



THE KEN DWYER

LEVEL: ACE ★★★

INSPIRED BY THE 'MECHANICAL FLIGHT'

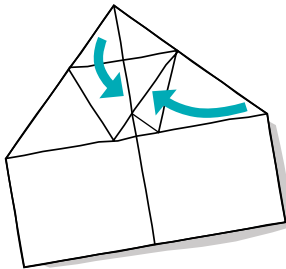


Pop the paper by touching the middle of the intersecting creases

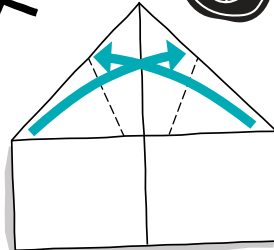
Fold creases then flip

6

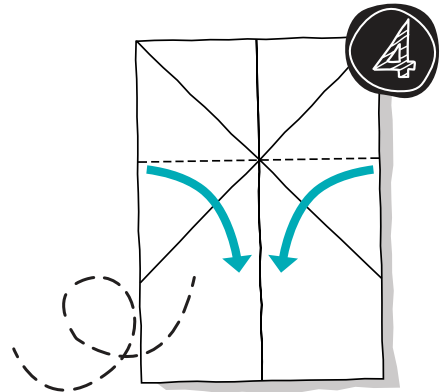
Now put one tab inside the other to form a snug fit that folds down over the other folds



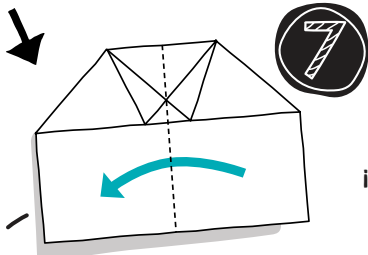
5



Fold as shown, use markers as a guide



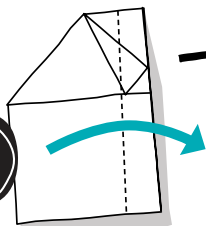
Put your two fingers under the horizontal fold and guide the paper down to meet in the centre as shown. It should collapse into a house shape



Fold back in half

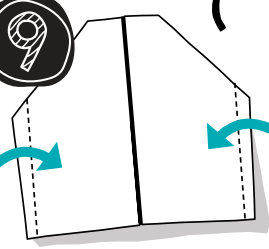
8

Fold down to form wings

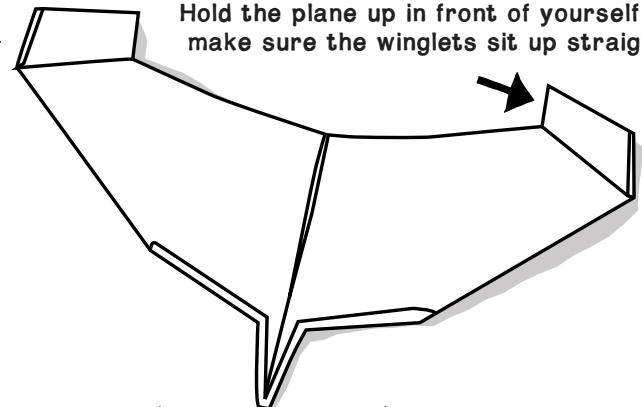


9

Fold up the winglets



Hold the plane up in front of yourself to make sure the winglets sit up straight



VOILA! YOU'RE DONE!