

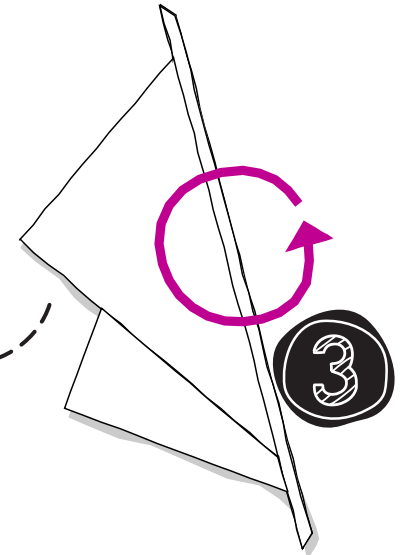

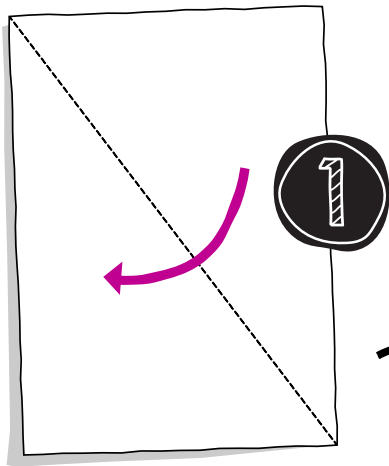
PAPER PLANES



THE DEFIER

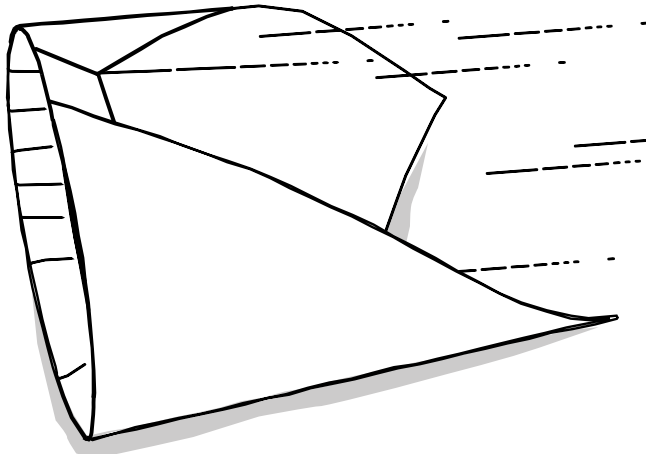
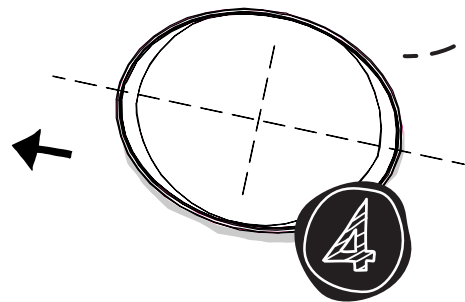
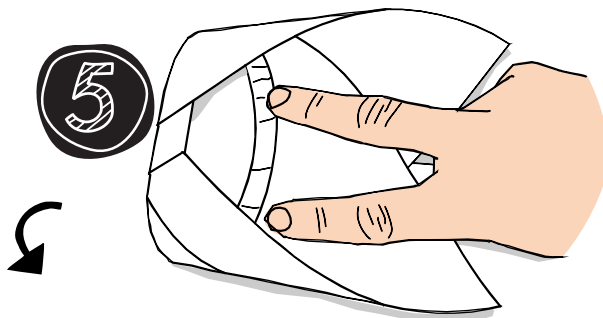
LEVEL: SKILLED ★★☆☆

INSPIRED BY THE 'BERNOULLI PRINCIPLE'



Fold like this, try not to be too accurate, a little unevenness will help later on

Roll the paper against a desk like a shoeshine would to create a curve



From your slight inaccuracy at the start, one end will be slightly narrower than the other. Slide the narrow end inside the wider end as far as you can or until it forms a snug fit. Squash into an oval shape. Throw by clicking your wrist down, letting it fly off your fingers.

& HEY PRESTO!